

MODUS acoustic panels



FEATURES


- The possibility to choose from various types of sizes, heights and orientation (horizontal, vertical)
- Different fabric colours in panel combinations
- 2 colour fabric combinations in vertical panels
- Certified sound absorption – class C
- Light weight construction

QUALITY STANDARD

- LST EN ISO 354:2004
- LST EN ISO 11654:1998

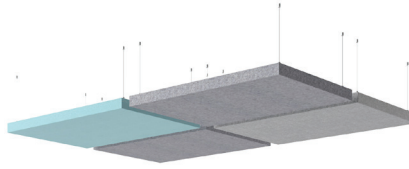
TECHNICAL INFORMATION

Double-sided ceiling panels



- Frames made of 18 mm plywood;
- 20 mm acoustic foam;
- 10 mm foam HR3030;
- Covered with 3 mm foam VB2240;
- Upholstered with fabric.

One-sided ceiling panels and one-sided wall panels



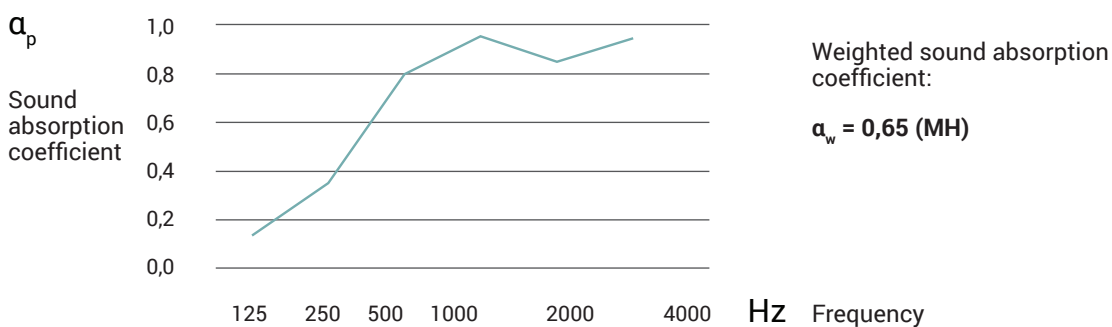
- Frames made of 30 mm plywood;
- Covered with 3 mm foam VB2240;
- 20 mm acoustic foam;
- Upholstered with fabric;
- Spunbond.

Fittings

- Drilled to the wall fittings;
- Adhesive fittings (for glass or quick assembly);
- Connection components for the panels of the same length;
- Ceiling panels suspension set (50-3000 mm);
- Double-sided (vertical) panels suspension set (50-3000 mm);

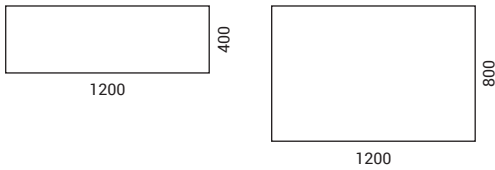
PRACTICAL SOUND ABSORPTION

Rating of sound absorption, calculated in accordance with LST EN ISO 11654:1998

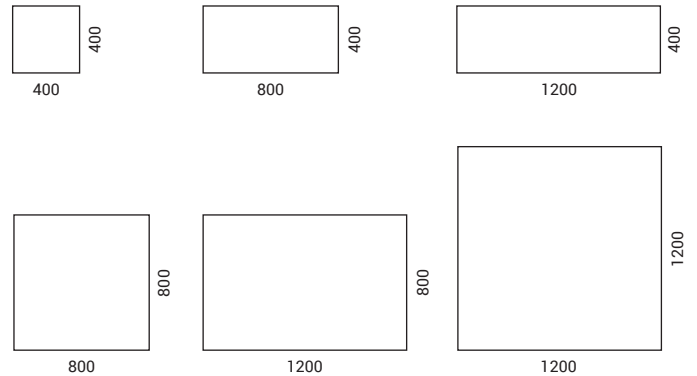


RANGE

Suspended vertical ceiling panels (double-sided), H=46 mm



Wall and horizontal ceiling panels, H=40 / 70 mm




! Please note when ordering:

**Suspensions for horizontal ceiling panels**

- Can support a load of 5 kg per 1 piece.

**Adhesive fittings (APU048)**

- Fixed on: glass, plastic, metal, ceramics, varnished surfaces*.
- Unsuitable for connected compositions.
- Can support a load of 4 kg (1 kg per 1 piece).

**Set of drilled and adhesive fittings (APU047)**

- Fixed on: all surfaces that can be drilled;
- Recommended load up to 20 kg.

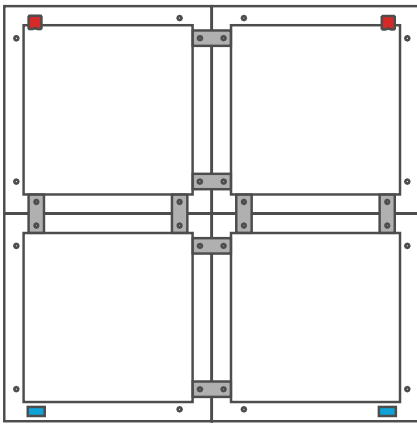
**Panel connection components (APU049)**

- Used together with APU047;
- Panels connection components for the same length panels (2 pcs.);
- Recommended composition weight up to 20 kg or 4 panels.

* The adhesive must flow onto the surface and create full surface contact. The surface to be bond must be free of grease, loose particles and moisture. Since the glue has bond with the surface it is recommended not to put a weight on before 30 minutes (even better 2 hours).

ADDITIONAL INFORMATION

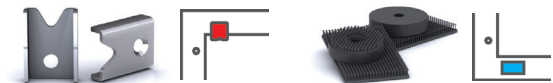
Wall panels connection example with fittings



APU040(4) + APU047(1) + APU049(4)




Connection components 2 pcs. (APU049)



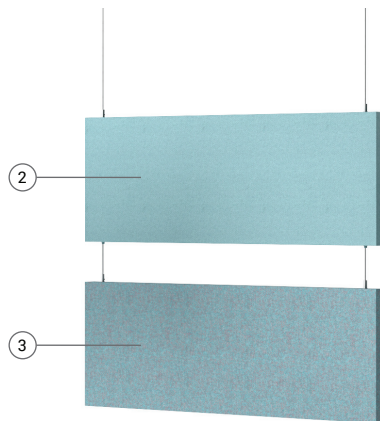
Set of 2 pcs. drilled and 2 pcs. adhesive fittings (APU047)

Guidelines for ordering a vertical double-sided panel

- For a single vertical panel, order – APU04A or APU08A;
- For two vertical panels, order – 1 pc. of APU04A or APU08A, 1 pc. of APU04B or APU08B;
- For three vertical panels, order – 1 pc. of APU04A, 2 pcs. of APU04B;
- Combination should not exceed maximum allowable load (10 kg).




① APU04A or APU08A



② APU04B or APU08B

③ APU04A or APU08A



④ APU04B

⑤ APU04B

⑥ APU04A

! Please note that for the bottom panel (single or the one in two-panels or three-panels combination) the code ends with an "A".